



**3 GHz SMA N/O S.P.12T. SWITCH**

OPTIONS :

**R F CHARACTERISTICS**

NUMBER OF WAYS : 12  
FREQUENCY RANGE : 0 - 3 GHz  
IMPEDANCE : 50 Ohms

FREQUENCY (GHz)	0 - 3
V.S.W.R <=	1.20
INSERT. LOSS <=	0.20 dB
ISOLATION >=	80 dB
AVER. POWER (*)	120 W

**ELECTRICAL CHARACTERISTICS**

ACTUATOR : NORMALLY OPEN  
NOMINAL CURRENT AT 25° C (±10%) : 250 mA  
ACTUATOR VOLTAGE (Vcc) : 12V (10.2 to 13V) / NEGATIVE COMMON  
TERMINALS : solder pins (250 deg.C max./30 sec.)

**MECHANICAL CHARACTERISTICS**

CONNECTORS : SMA female per MIL-C 39012  
LIFE : 2.000.000 cycles per position  
SWITCHING TIME (nominal voltage;25° C) : < 15 ms  
CONSTRUCTION : splashproof  
WEIGHT : < 400 g

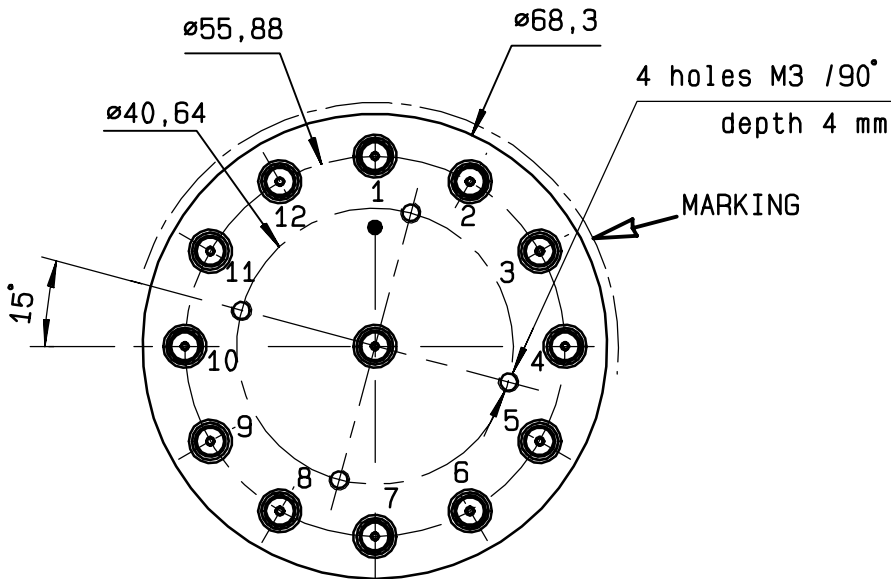
**ENVIRONMENTAL CHARACTERISTICS**

OPERATING TEMPERATURE RANGE (°C) : -40 , +85  
STORAGE TEMPERATURE RANGE (°C) : -55 , +85

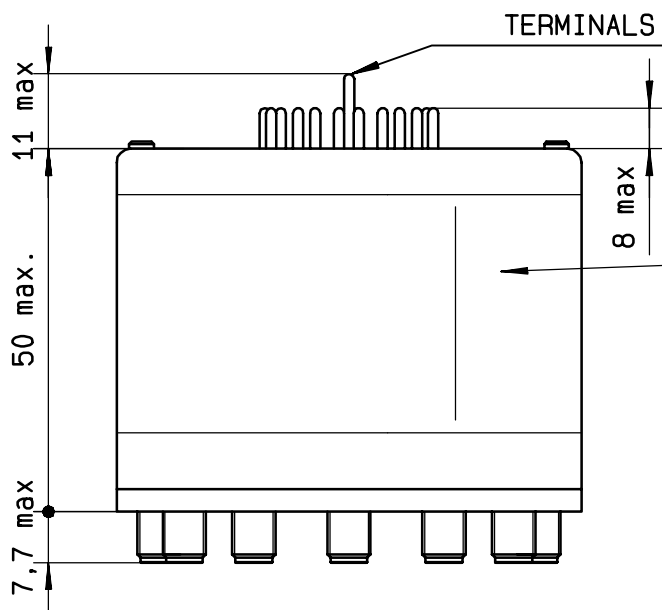
(\* : average power at 25° C per RF path)

4112-9212 This information is given as an indication. In the continual goal to improve our products, we reserve the right to make any modifications judged necessary

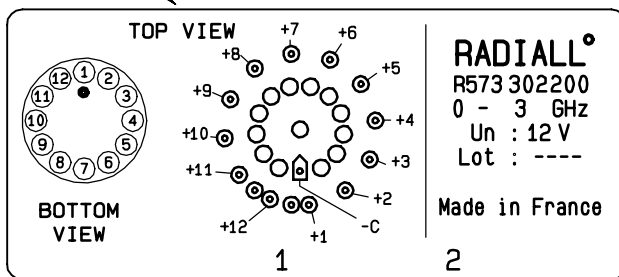
This information is given as an indication. In the continual goal to improve our products, we reserve the right to make any modifications judged necessary



Voltage	RF continuity
-C +1	IN ↔ 1
-C +2	IN ↔ 2
-C +3	IN ↔ 3
-C +4	IN ↔ 4
-C +5	IN ↔ 5
-C +6	IN ↔ 6
-C +7	IN ↔ 7
-C +8	IN ↔ 8
-C +9	IN ↔ 9
-C +10	IN ↔ 10
-C +11	IN ↔ 11
-C +12	IN ↔ 12



TOP VIEW (TERMINALS)



**RADIALL<sup>®</sup>**  
 R573 302200  
 0 - 3 GHz  
 Un : 12 V  
 Lot : ----  
 Made in France

**SCHEMATIC DIAGRAM**

